



Model: GS1018PS2

16-Port Gigabit PoE+ Switch with 2 GbE and 2 Gigabit SFP



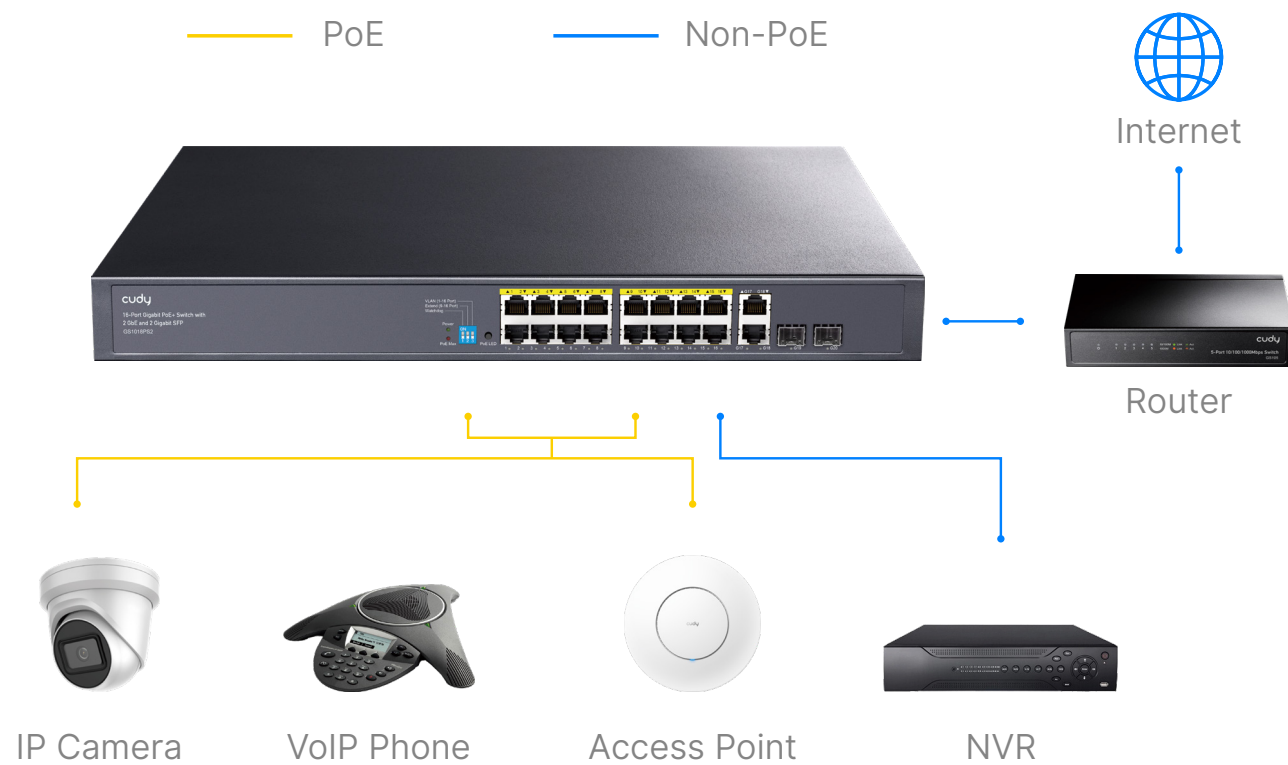
16

PoE+ Ports

200W

Power Supply

Watchdog

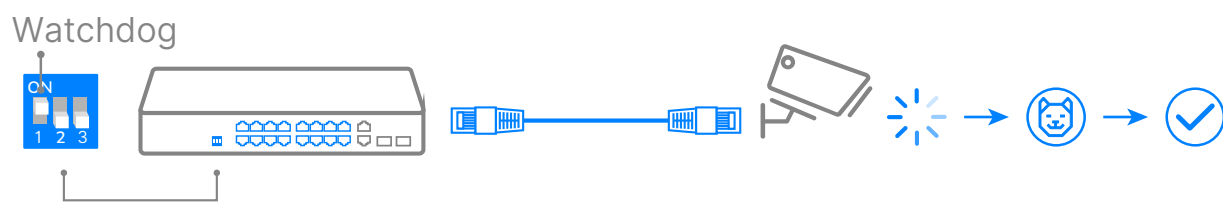


PoE Status

Check the PoE powering status of each PoE port and improve efficiency of troubleshooting.

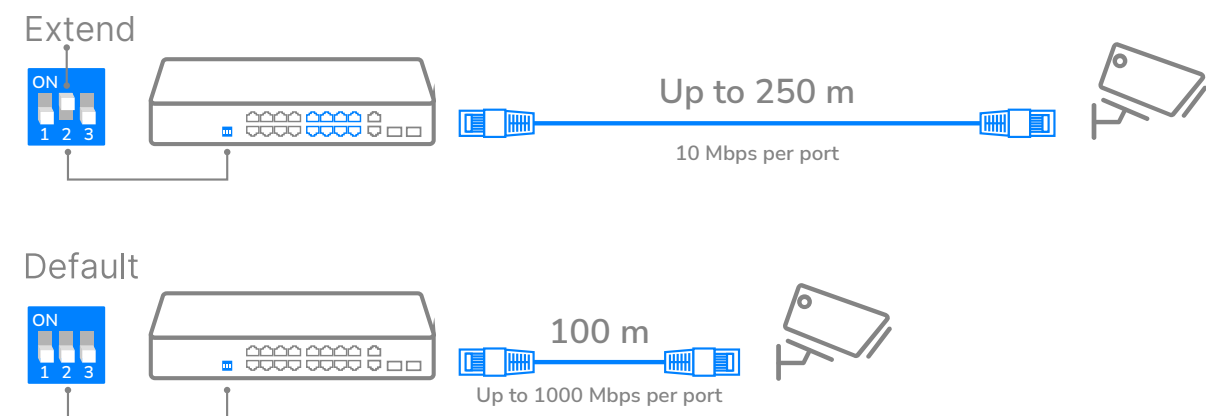
Watchdog for Improved Reliability

The PoE Watchdog monitors link activity on port 1~16 and attempts to reboot connected clients that have been inactive for 5 minutes, ensuring system stability. Do not turn it on for clients with online auto-upgrade feature.



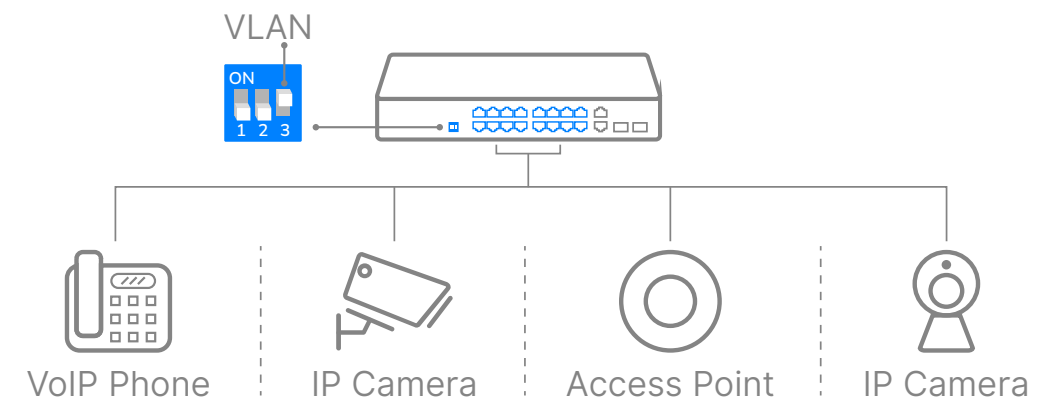
Extend for Long-Range Powering

Prolongs the PoE transmission distance of ports 9~16 to a maximum of 250 m, enabling long-range surveillance installations.



VLAN Mode for Port Isolation

Separates clients into different subnets for improved security, preventing data leakage in case of client-side hacking.





Highlights

A rack-mounted 18-GbE, 2-SFP PoE switch with a 200W power supply and a silent cooling system, featuring Extend/VLAN modes, and Watchdog feature.

- 16× GbE with 802.3at/af Mode A PoE
- 2× Uplink GbE + 2× Uplink SFP
- 200W Power Supply
- Default/VLAN/Extend Modes
- Watchdog On/Off
- PoE Max, PoE per Port LED
- Desktop, Rack-Mount
- 440×180×44 mm (17.32×7.09×1.73")

Specifications

Switching	802.3 Protocols	802.3i 10BASE-T
		802.3u 100BASE-TX
		802.3ab 1000BASE-T
		802.3z 1000BASE-X
		802.3x Flow Control
		802.3af PoE
		802.3at PoE

Interfaces	Gigabit SFP Slots	2
	Gigabit RJ45 Ports	18
	Gigabit RJ45 PoE Ports	#1~#16
	Max Power on a Single PoE Port	30W
	PoE Port Notes	The PoE ports comply with IEEE 802.3at/af standards.
	Intelligent Power Management (PoE)	Automatically disconnect the lastly powered device when power exceeds budget.
	Extend Mode Ports	#9~#16
	VLAN Mode Ports	#1~#16
	LED	Power
		PoE Status of Each PoE Port
		Link/ACT of Each Ethernet Port
		PoE Max Status
	Power Input	AC Inlet
	Physical Buttons	Extend On/Off
		VLAN On/Off
		PoE Watchdog On/Off
		PoE LED Toggle
	Physical Buttons Note	The PoE Watchdog will attempt to reboot the plugged-in clients that have been inactive for 5 minutes. Do not turn it on for clients with online auto-upgrade feature.



Specifications

Performance	Copper Speed and Distance	Cat. 3 or higher cable: 100 meters at 10 Mbps
		Cat. 5 or higher cable: 100 meters at 100 Mbps
		Cat. 5e or higher cable: 100 meters at Gigabit
		Cat. 5e or higher cable: 250 meters at 10 Mbps
	Copper Speed and Distance Note	250-meter transmission is only available on the Extend Mode ports when the Extend Mode is activated.
	Optical Spec and Distance	Depends on the Installed Optical Module
	MAC Address Table	2048
	Max Switching Capacity	40 Gbps
	Max Forwarding Rate	29.76 Mpps
	Jumbo Frame	15 KB
Power	Packet Buffer	3 Mbit
	Power Methods	AC
	AC	100-240V 50/60Hz
	Power Supply	200W
	Max Power Excluding PoE	18W

Reliability	Grounding Methods	Three-Prong Plug
	EMS	IEC/EN 61000-4-2, Level 3 ESD:
		Contact: 6kV; Air: 8kV
		IEC/EN 61000-4-5, Level 4 Surge:
		Power: DM 2kV, CM 4kV; RJ45: CM 4kV
	Environment	Operating Temperature: 0~40 °C (32~104 °F)
Mechanical	Dimension	Storage Temperature: -40~70°C (-40~158 °F)
		Operating Humidity: 10~90% non-condensing
	Product Weight	Storage Humidity: 10~95% non-condensing
		440×180×44 mm
		17.32×7.09×1.73 inches
		2257.1 g (79.62 oz.)
	Casing Material	Metal
	Installation	Desktop, Rackmount via Brackets

Package Content

- GS1018PS2
- Power Cord
- Mounting Kit
- Installation Guide